

# Ruby Princess®

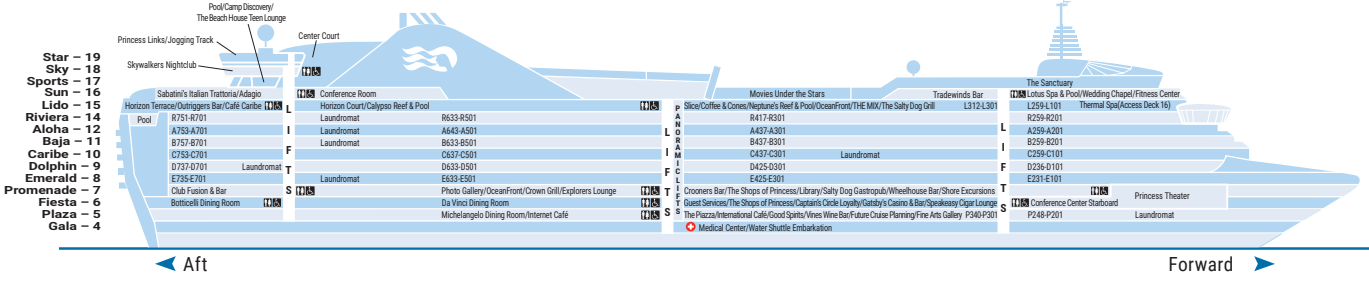
Guest Capacity: 3,080

Length: 951 ft.

Gross Tonnage: 113,561

Inaugural Cruise: November 8, 2008

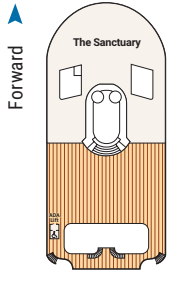
Christened by: Trista and Ryan Sutter (From *The Bachelorette*)



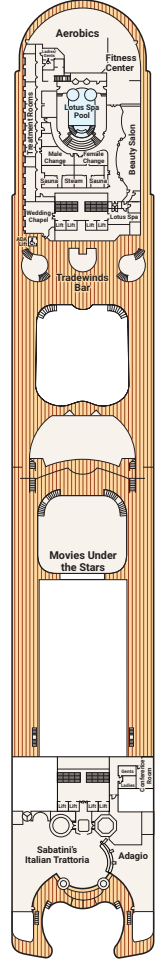
← Aft

Forward →

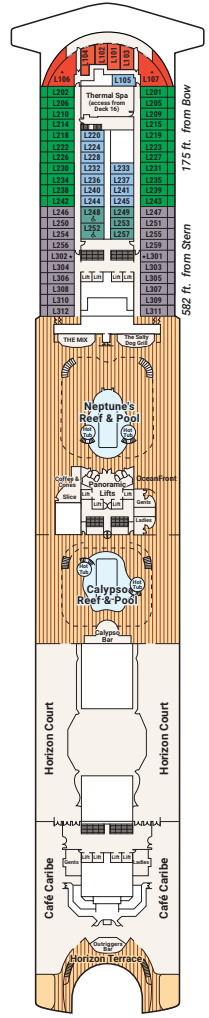
## Sports 17



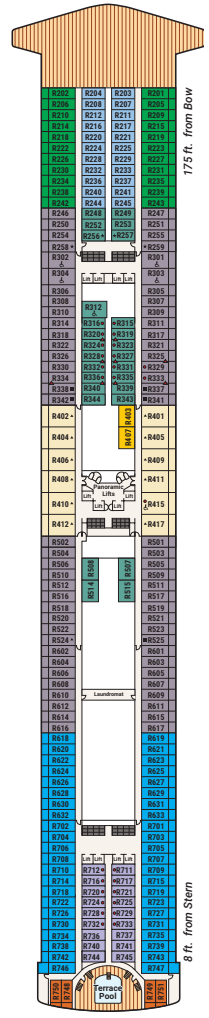
## Sun 16



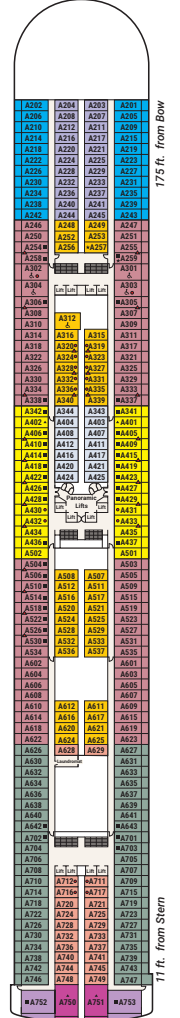
## Lido 15



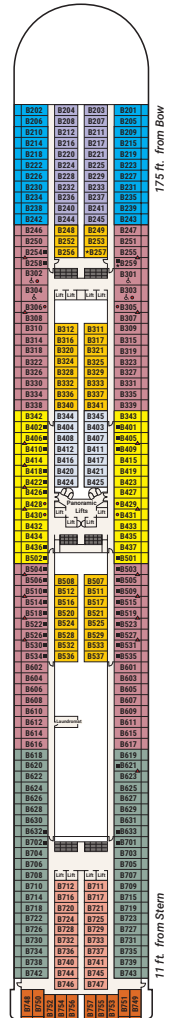
## Riviera 14



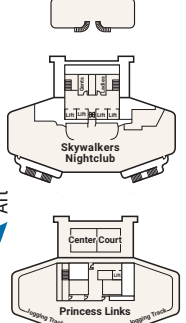
## Aloha 12



## Baja 11



## Sky/Star 18/19



**Stateroom Description**

**SUITE**

- S2** Owner's suite Aft (Aloha)
- S3** Penthouse suite Aft (Aloha, Caribe)
- S4** Penthouse suite Mid-ship (Riviera)
- S5** Premium suite Forward (Lido)
- S6** Vista suite Aft (Caribe, Dolphin, Emerald)
- S8** Two-bedroom family suite Forward (Dolphin)

**RESERVE COLLECTION MINI-SUITE**

- M1** Premium Mid-ship (Dolphin)

**MINI-SUITE**

- Mb** Mid-forward, Mid-aft (Dolphin)
- MD** Aft (Dolphin)
- ME** Forward (Dolphin), Aft (Emerald)

**BALCONY**

- B1** Premium Mid-ship (Caribe)
- B2** Premium Mid-forward, Mid-aft (Caribe)
- B4** Premium Aft (Riviera, Baja, Caribe, Dolphin, Emerald)
- BA** Mid-ship (Aloha, Baja)
- BB** Mid-forward, Mid-aft (Aloha, Baja)
- BC** Mid-forward (Lido, Riviera), Mid-aft (Riviera)
- BD** Aft (Aloha, Baja, Caribe)
- BE** Forward (Aloha, Baja, Caribe), Aft (Riviera)
- BF** Forward (Lido, Riviera)

**OCEANVIEW**

- OB** Mid-ship (Emerald)
- OC** Mid-forward (Plaza)

**OCEANVIEW (CONT.)**

- OE** Aft (Emerald)
- OF** Forward (Plaza)
- OV** Obstructed view Mid-ship (Emerald)
- OW** Obstructed view Mid-forward, Mid-aft (Emerald)
- OY** Obstructed view Aft (Emerald)
- OZ** Obstructed view Forward (Lido, Emerald)

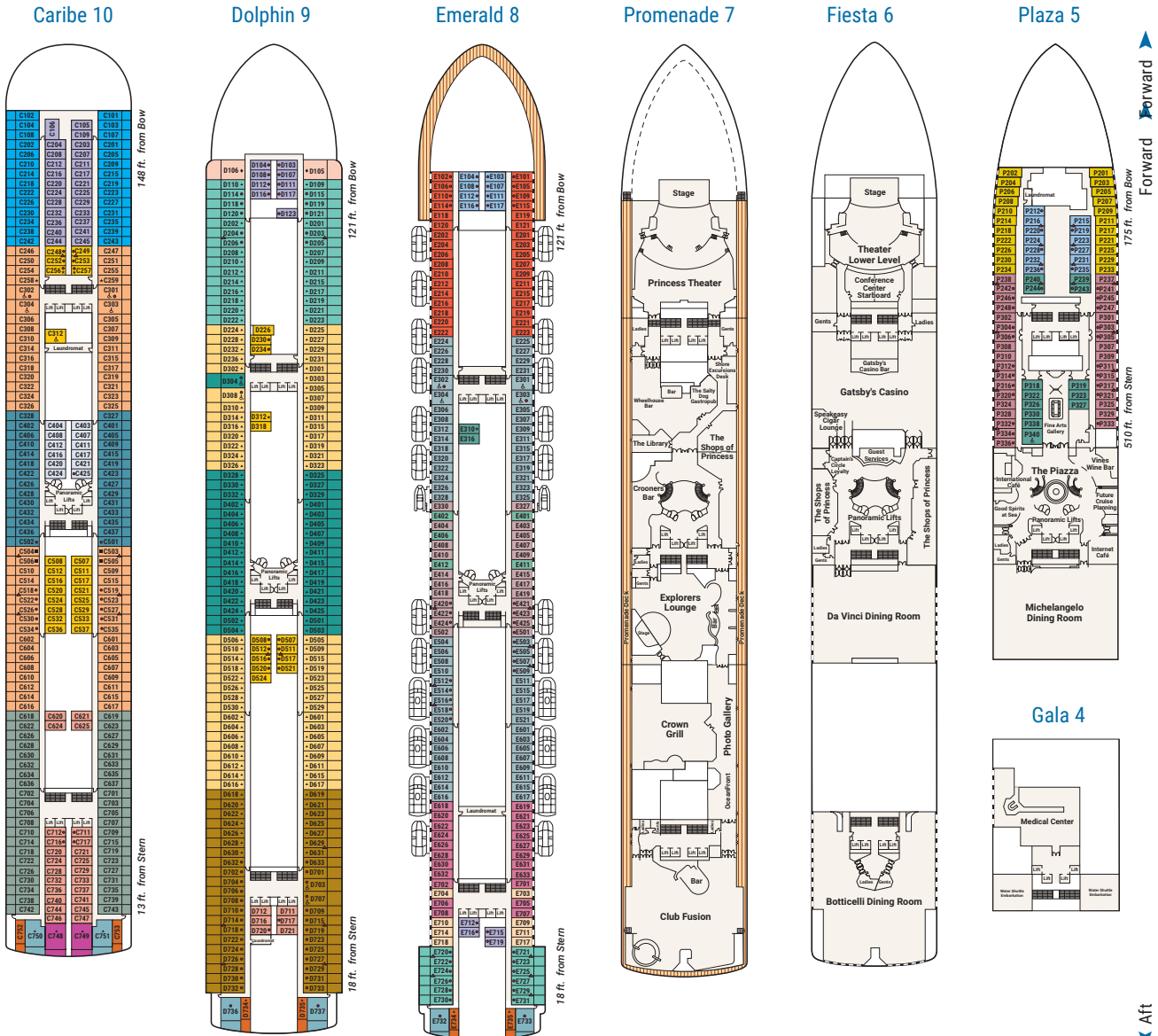
**INTERIOR**

- IA** Mid-ship (Aloha, Baja, Caribe)
- IB** Mid-ship (Riviera), Mid-forward, Mid-aft (Aloha, Baja, Caribe, Dolphin)
- IC** Mid-forward (Lido, Riviera, Emerald, Plaza), Mid-aft (Riviera)
- ID** Aft (Aloha, Baja, Caribe, Dolphin)

**INTERIOR (CONT.)**

- IE** Forward (Aloha, Baja, Caribe, Dolphin), Aft (Riviera, Emerald)
- IF** Forward (Lido, Riviera, Emerald, Plaza)

- & Fully Accessible stateroom, roll-in shower only
- \* Ambulatory Accessible stateroom, accessible features may include grab bars and /or fold-down shower seats
- Will accommodate third and fourth person
- Will accommodate third person
- Will accommodate third and fourth person, fourth berth is rollaway bed
- Connecting staterooms



Note: Some areas of the ship are not accessible to wheelchairs and scooters. Distances shown are from the bow (forward) or stern (aft) to the nearest stateroom. Certain stateroom categories may vary in size and configuration by ship. Stateroom views are considered unobstructed. Obstructions do not include certain nautical items like handrails, dividers or ship hardware. For balcony staterooms, the view is determined from the perspective of the balcony railing. Balconies may have either solid steel or glass railings. Upper berth and bed ladder capacities are 250 lbs. Staterooms that can accommodate rollaways have two lower berths and one upper berth, and the staterooms can accommodate a fourth berth as a rollaway bed upon request at time of reservation. There are a limited number of rollaway beds per ship, per voyage. Use of rollaway beds restricts cabin space. Call 1.800.774.6237 for more information.