

# Island Princess®

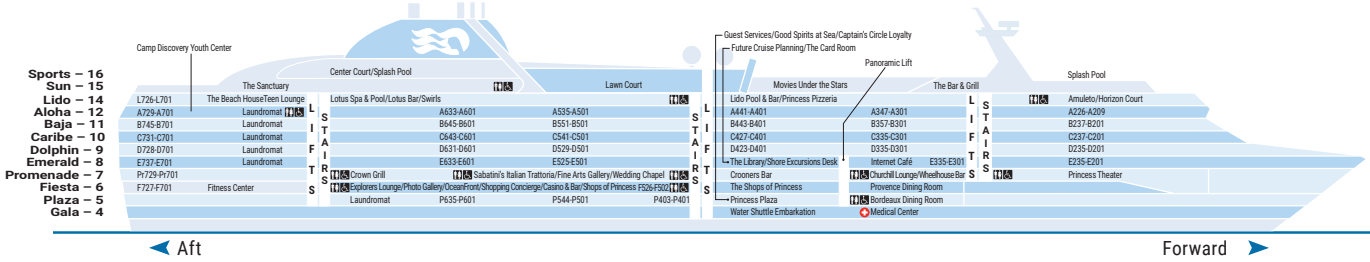
Guest Capacity: 2,200

Length: 964 ft.

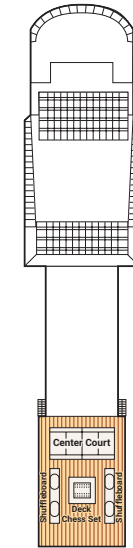
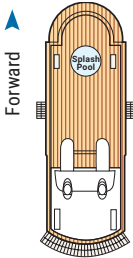
Gross Tonnage: 92,822

Inaugural Cruise: July 12, 2003

Christened by: Jaime Salé and David Pelletier  
(Olympic Gold Medalists)

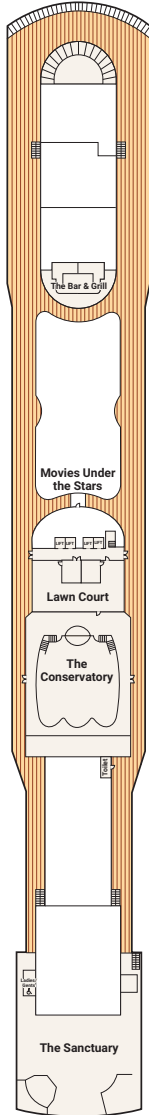


Sports 16

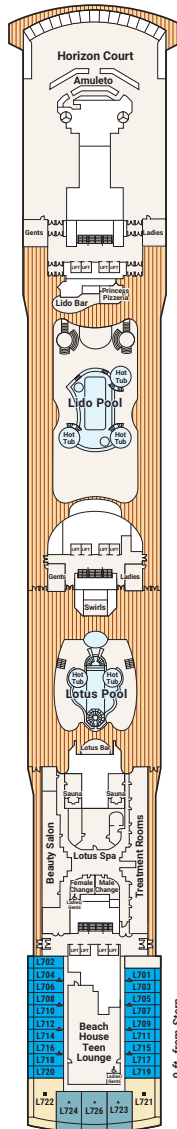


Aft

Sun 15

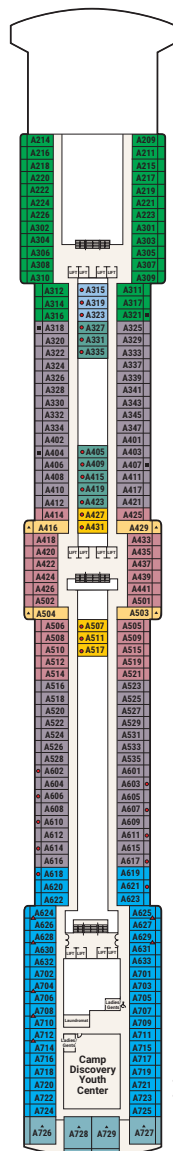


Lido 14



9 ft. from Stern

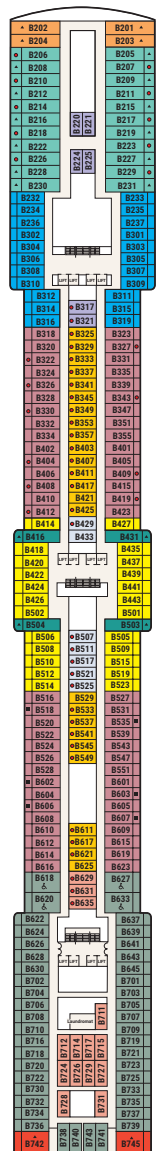
Aloha 12



213 ft. from Bow

38 ft. from Stern

Baja 11



131 ft. from Bow

29 ft. from Stern

**Stateroom Description**

**SUITE**

- S4** Penthouse suite Aft (Lido, Caribe)
- S5** Premium suite Mid-ship (Dolphin), Aft (Promenade, Baja)
- S6** Vista suite Aft (Caribe, Dolphin, Aloha, Lido)

**RESERVE COLLECTION MINI-SUITE**

- M1** Premium Mid-ship (Baja, Caribe, Dolphin)

**MINI-SUITE**

- MB** Mid-forward, Mid-aft (Dolphin), Mid-ship (Aloha)
- MD** Aft (Caribe, Dolphin)
- ME** Forward (Baja, Caribe, Dolphin)
- MY** No balcony Forward (Baja, Caribe)

**BALCONY**

- B1** Premium Mid-ship (Caribe)

**BALCONY (CONT.)**

- B2** Premium Mid-forward, Mid-aft (Caribe)
- BA** Mid-ship (Baja, Caribe, Dolphin)
- BB** Mid-forward, Mid-aft (Baja), Mid-ship (Aloha)
- BC** Mid-forward, Mid-aft (Aloha)
- BD** Aft (Baja, Caribe, Dolphin)
- BE** Forward (Baja, Caribe, Dolphin), Aft (Aloha, Emerald, Promenade, Lido)
- BF** Forward (Aloha, Emerald)
- BY** Obstructed view Forward (Dolphin)
- BZ** Obstructed view Forward (Emerald)

**OCEANVIEW**

- O5** Premium Forward (Dolphin)
- O6** Premium Forward (Emerald)

**OCEANVIEW (CONT.)**

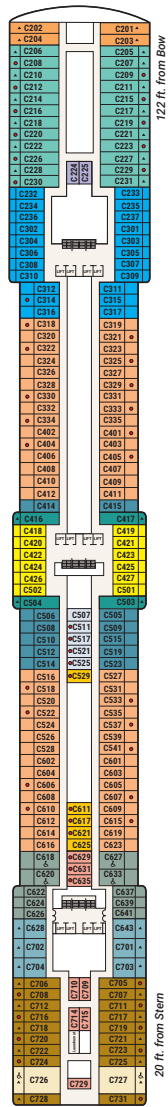
- OB** Mid-ship (Plaza, Fiesta)
  - OC** Mid-aft (Plaza, Fiesta)
  - OE** Aft (Emerald, Plaza, Fiesta, Promenade)
  - OV** Obstructed view Mid-ship (Emerald)
  - OW** Obstructed view Mid-forward, Mid-aft (Emerald)
  - OY** Obstructed view Aft (Emerald, Dolphin)
  - OZ** Obstructed view Forward (Emerald)
- INTERIOR**
- IA** Mid-ship (Baja, Caribe)
  - IB** Mid-forward (Baja), Mid-aft (Baja, Caribe), Mid-ship (Aloha, Plaza)
  - IC** Mid-forward, (Aloha), Mid-aft (Plaza)
  - ID** Aft (Baja, Caribe, Dolphin)

**INTERIOR (CONT.)**

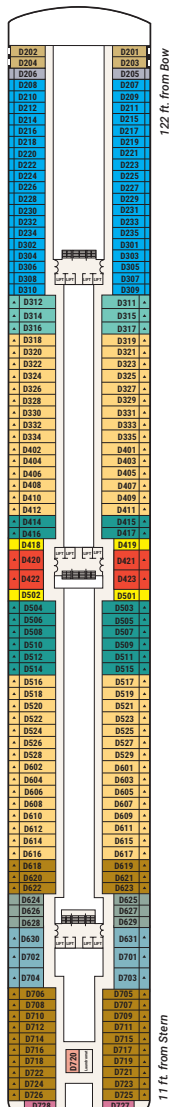
- IE** Forward (Baja, Caribe), Aft (Emerald, Plaza, Promenade)
- IF** Forward (Aloha)

- Fully Accessible stateroom, roll-in shower only
- Will accommodate third and fourth person
- Will accommodate third person
- Will accommodate third and fourth person, fourth berth is rollaway bed
- Connecting staterooms

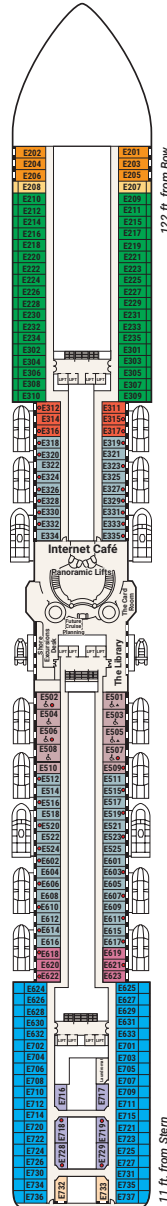
**Caribe 10**



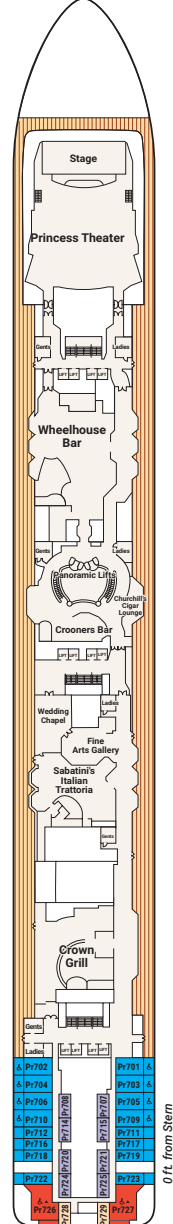
**Dolphin 9**



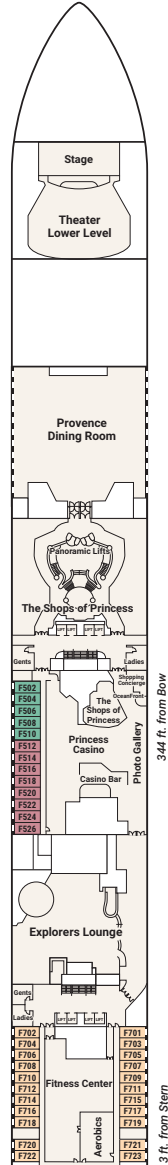
**Emerald 8**



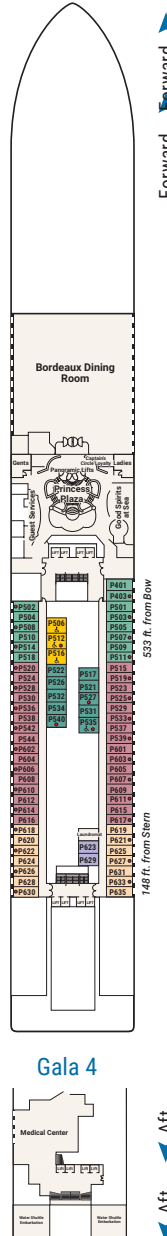
**Promenade 7**



**Fiesta 6**



**Plaza 5**



Note: Some areas of the ship are not accessible to wheelchairs and scooters. Distances shown are from the bow (forward) or stern (aft) to the nearest stateroom. Most interior stateroom entrances face the starboard side of the ship. Certain stateroom categories may vary in size and configuration by ship. Stateroom views are considered unobstructed. Obstructions do not include certain nautical items like handrails, dividers or ship hardware. For balcony staterooms, the view is determined from the perspective of the balcony railing. Balconies may have either solid steel or glass railings. Upper berth and bed ladder capacities are 250 lbs. Staterooms that can accommodate rollaways have two lower berths and one upper berth, and the staterooms can accommodate a fourth berth as a rollaway bed upon request at time of reservation. There are a limited number of rollaway beds per ship, per voyage. Use of rollaway beds restricts cabin space. Call 1.800.774.6237 for more information.