

Grand Princess®

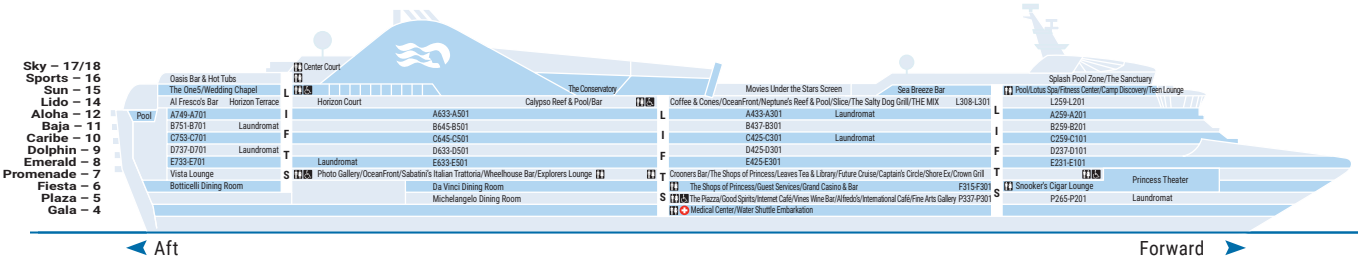
Guest Capacity: 2,600

Length: 949 ft.

Gross Tonnage: 107,517

Inaugural Cruise: May 26, 1998

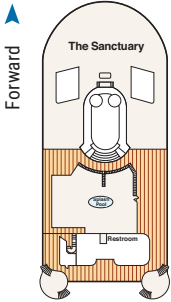
Christened by: Olivia de Havilland (Actress)



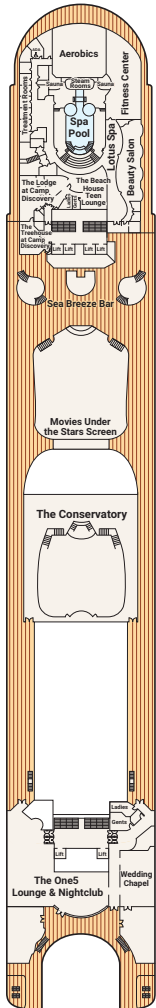
← Aft

Forward →

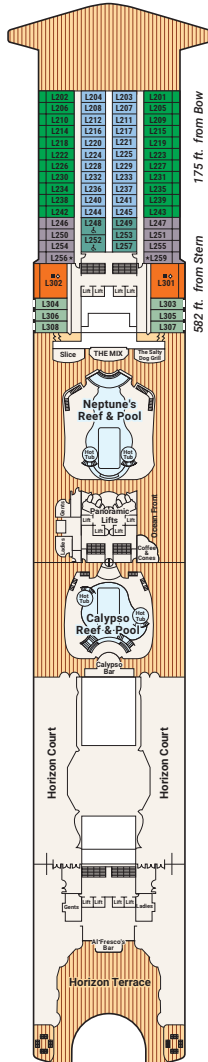
Sports 16



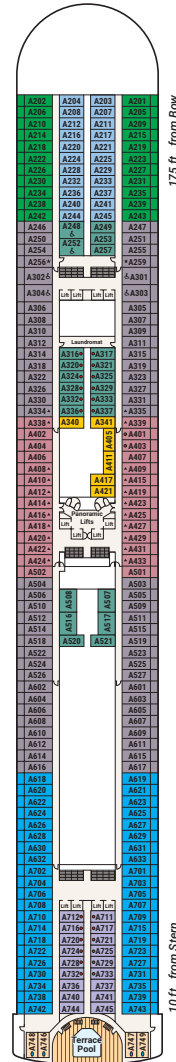
Sun 15



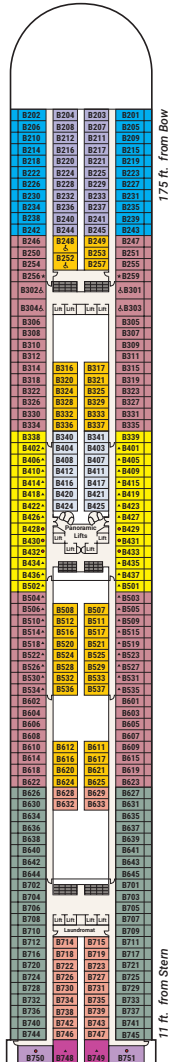
Lido 14



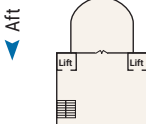
Aloha 12



Baja 11



Sky 17/18



Stateroom Description

SUITE

- S1** Grand suite Mid-forward (Lido)
- S2** Owner's suite Aft (Baja)
- S3** Penthouse suite Aft (Baja, Caribe)
- S4** Penthouse suite Mid-ship (Caribe)
- S6** Vista suite Aft (Caribe, Dolphin, Emerald)
- S7** Window suite no balcony Mid-forward (Fiesta)
- S8** Two-bedroom family suite Forward (Dolphin)

RESERVE COLLECTION MINI-SUITE

- M1** Premium Mid-ship (Dolphin)
- MB** Mid-forward, Mid-aft (Dolphin)
- MD** Aft (Dolphin)
- ME** Forward (Dolphin), Aft (Emerald)

BALCONY

- B2** Premium Mid-forward, Mid-aft (Caribe)
- B4** Premium Aft (Caribe, Dolphin, Emerald)
- BA** Mid-ship (Baja)
- BB** Mid-forward, Mid-aft (Baja), Mid-ship (Aloha)
- BC** Mid-forward (Lido, Aloha), Mid-aft (Aloha)
- BD** Aft (Baja, Caribe)
- BE** Forward (Baja, Caribe), Aft (Aloha)
- BF** Forward (Lido, Aloha, Emerald)

OCEANVIEW

- OC3** Premium Mid-forward (Lido)
- OD** Mid-forward (Plaza)
- OE** Portholes Aft (Aloha)
- OF** Forward (Plaza)

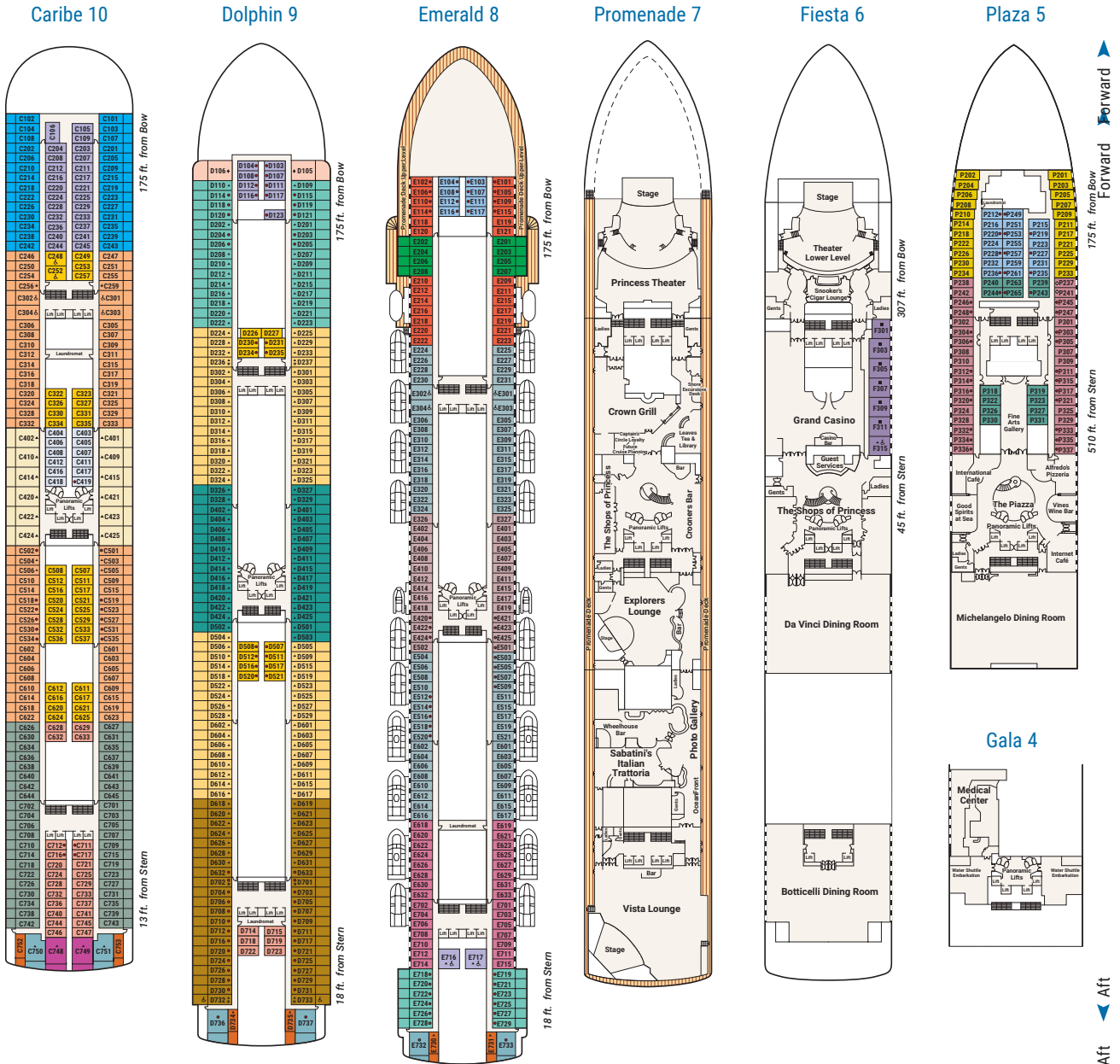
OCEANVIEW (CONT.)

- OV** Obstructed view Mid-ship (Emerald)
- OW** Obstructed view Mid-forward, Mid-aft (Emerald)
- OY** Obstructed view Aft (Emerald)
- OZ** Obstructed view Forward (Emerald)
- IA** Mid-ship (Baja, Caribe)
- IB** Mid-forward, Mid-aft (Baja, Caribe, Dolphin), Mid-ship (Aloha)
- IC** Mid-forward (Lido, Aloha, Plaza), Mid-aft (Aloha)
- ID** Aft (Baja, Caribe, Dolphin)
- IE** Forward (Baja, Caribe, Dolphin), Aft (Aloha, Emerald)
- IF** Forward (Lido, Aloha, Emerald, Plaza)

INTERIOR

- IA** Mid-ship (Baja, Caribe)
- IB** Mid-forward, Mid-aft (Baja, Caribe, Dolphin), Mid-ship (Aloha)
- IC** Mid-forward (Lido, Aloha, Plaza), Mid-aft (Aloha)
- ID** Aft (Baja, Caribe, Dolphin)
- IE** Forward (Baja, Caribe, Dolphin), Aft (Aloha, Emerald)
- IF** Forward (Lido, Aloha, Emerald, Plaza)

- Fully Accessible stateroom, roll-in shower only
- Will accommodate third and fourth person
- Will accommodate third person
- Will accommodate third and fourth person, fourth berth is rollaway bed
- Two-bedroom family suites D105/D101 and D106/D102: Connecting staterooms with private balcony; will accommodate six to eight persons (D101 and D102 not shown separately)
- Two lower beds not convertible to queen; shower only
- Queen bed not convertible to two twin beds
- Connecting staterooms
- Portholes



Note: Some areas of the ship are not accessible to wheelchairs and scooters. Distances shown are from the bow (forward) or stern (aft) to the nearest stateroom. Certain stateroom categories may vary in size and configuration by ship. Stateroom views are considered unobstructed. Obstructions do not include certain nautical items like handrails, dividers or ship hardware. For balcony staterooms, the view is determined from the perspective of the balcony railing. Balconies may have either solid steel or glass railings. Upper berth and bed ladder capacities are 250 lbs. Staterooms that can accommodate rollaways have two lower berths and one upper berth, and the staterooms can accommodate a fourth berth as a rollaway bed upon request at time of reservation. There are a limited number of rollaway beds per ship, per voyage. Use of rollaway beds restricts cabin space. Call 1.800.774.6237 for more information.